

NursingCAS
DATA
REPORT

Table of Contents

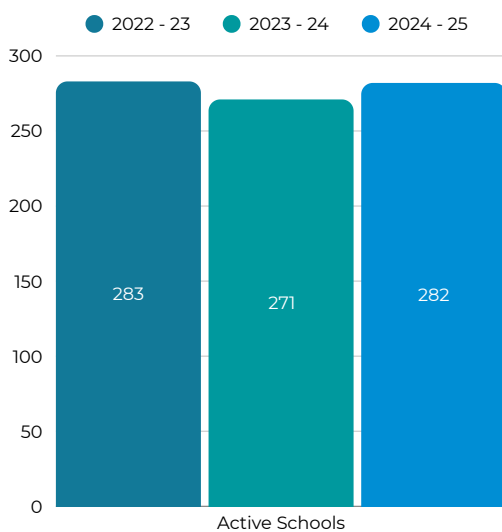
2024 - 2025 Cycle Summary	01
Overview of participating schools, applicants, and applications	
Schools & Programs	02
Participating institutions and program numbers	
Programs by Degree Level/Type	03
Breakdown of 2024-2025 programs by degree level, degree type, and delivery	
Participating School Data	04
Participation by state, accreditation status, and virtual fair participation	
School Engagement	05
Utilization of NursingCAS-provided resources	
Configuration Trends	07
Configuration tools and features used by participating programs	
Applicant Demographics	08
Race/ethnicity, gender, age distribution, residency	
User Support	12
Product and technical assistance	

2024-2025 Cycle Summary

The NursingCAS Data Report provides an overview of key information and identifies profession-wide trends within nursing admissions. This release focuses on the **2024-2025 cycle**, which includes the following matriculation terms: Summer 2025, Fall 2025, Winter 2026, and Spring 2026.

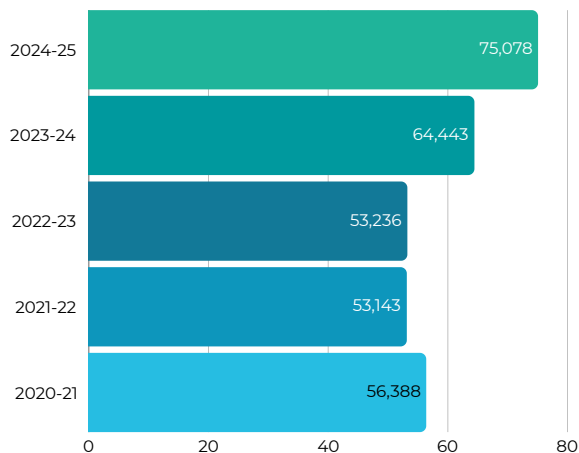
Applicant-related data only includes submitted applications received through the Nursing Centralized Application Services (NursingCAS).

Participating Schools by Cycle

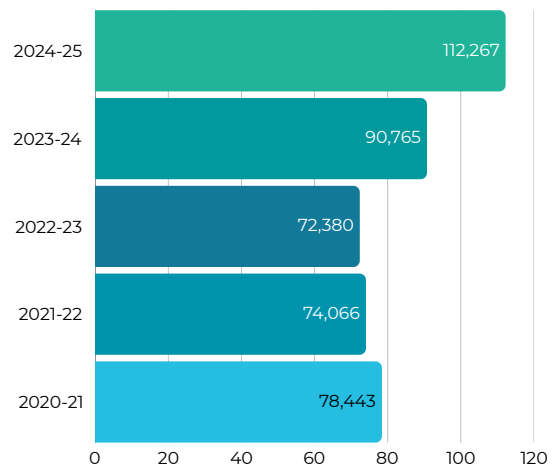


NursingCAS saw a **4% increase** in **participating schools** (schools that successfully went live and received applications) in the 2024-2025 cycle. The number of participating schools has returned the count of participating schools to a level similar to that seen prior to the implementation of the NursingCAS Exclusivity Policy.

Submitted Applicants



Submitted Applications



Compared to the 2023-2024 cycle, **submitted applicants increased by 17%** and **submitted applications increased by 24%**.

With **75,078** submitted applicants and **112,267** submitted applications, **this has been the most successful NursingCAS cycle to date!**

Schools & Programs

NursingCAS continues to expand with 29 new schools joining in the 2024-2025 cycle. AACN’s mission is to have full participation of nursing schools in NursingCAS to provide discipline-wide enrollment trends.



282
Total Schools

282 total schools received applications through NursingCAS in the 2024-2025 cycle.

29
New Schools

29 new schools joined NursingCAS in the 2024-2025 cycle, opening applications to thousands of prospective applicants.

2,526
Programs

2,526 nursing programs received applications through NursingCAS in the 2024-2025 cycle.

Does your institution have nursing programs that aren’t currently in NursingCAS? Contact our team to [add them](#) to the application and reach a national pool of applicants.

Programs By Degree Level & Type

Through NursingCAS, students can research and apply to nursing programs at the doctoral, master's, baccalaureate, and associate degree levels, as well as to non-degree and certificate programs. Below is an overview of the **2,526 programs** of various degree levels and types that accepted applications in the 2024-2025 NursingCAS cycle.



30 Associate Programs

1%

599 Baccalaureate Programs

24%

393 Certificate/Non-Degree

15.5%

847 Doctoral Programs Including 25 DNAP and 83 PhD programs

33.5%

657 Master's Programs

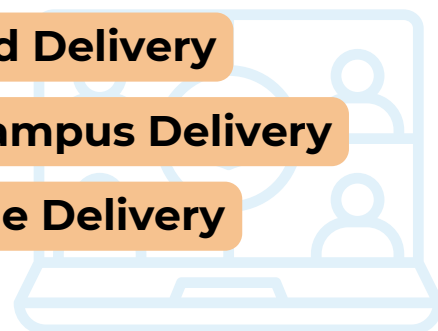
26%

**Program
Delivery**

31 % of programs offered **Hybrid Delivery**

31 % of programs offered **On-Campus Delivery**

38 % of programs offered **Online Delivery**



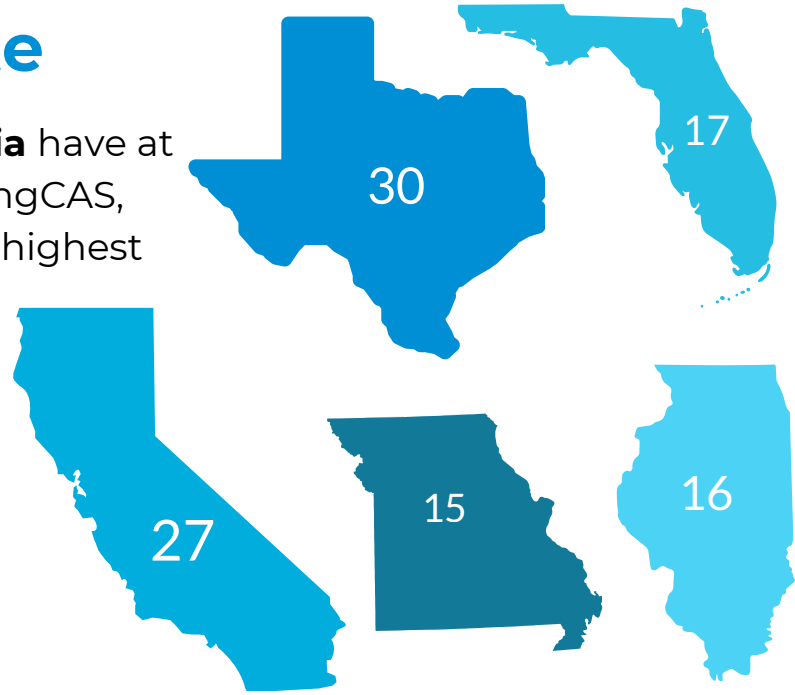


Participating School Data

Participation by State

48 states and the District of Columbia have at least one school participating in NursingCAS, with the following states boasting the highest number of participating schools:


- Texas (30 participating schools)
- California (27 participating schools)
- Florida (17 participating schools)
- Illinois (16 participating schools)
- Missouri (15 participating schools)



Nursing School Accreditation

In the 2024-2025 NursingCAS cycle, the accreditation status of participating schools broke down as follows (note that schools can receive accreditation from multiple accrediting bodies):

Did you know? With the 2024-2025 cycle application, NursingCAS added a **new feature enabling schools to list their accrediting body** for the benefit of prospective applicants.



School Engagement

Does your team maximize NursingCAS resources?

NursingCAS offers a wide variety of resources for member schools, but not all schools take advantage of them. Learn more about these tools and make sure that your team benefits from them.



Analytics by Liaison

Utilized by
44%
of NursingCAS schools

125 schools (44% of NursingCAS schools) use [Analytics by Liaison](#), a Tableau-based dashboard that pulls data from NursingCAS and allows programs to track year-over-year data points with accompanying infographics.



Want to get started? Reach out to jclark@liaisonedu.com



NursingCAS Webinars

Held during the
2024-2025 cycle

4 Demonstration Webinars

2 Configuration Training Webinars

4 Student Webinars

2 Cycle Launch Success Webinars

3 Echo Targeting Webinars

1 Analytics by Liaison Webinar

1 NursingCAS & Nurse Anesthesia Webinar





22%

Top submitter schools:

1. Rush University
2. Oregon Health & Sciences University
3. Loma Linda University
4. Johns Hopkins University
5. Bellarmine University

of NursingCAS schools utilize the Events Calendar

63 schools (22% of NursingCAS schools) made **797 submissions** to the [NursingCAS Applicant Events Calendar](#) in the 2024-2025 cycle. This tool allows schools to advertise student information sessions, virtual fairs, open houses, and other recruitment events to the NursingCAS applicant pool.

25%

Top submitter schools:

1. Oregon Health & Sciences University
2. Harding University
3. University of Missouri - Columbia
4. Regis College
5. Rosalind Franklin University

of NursingCAS schools utilize the Applicant Newsletter

71 schools (25% of NursingCAS schools) made **305 submissions** to the [NursingCAS Applicant Newsletter](#) in the 2024-2025 cycle. This monthly publication allows schools to advertise open seats, deadline extensions, and new programs to the NursingCAS applicant pool.

180,000+ applicants
receive the newsletter
each month



37 Enhancement Ideas

Were submitted to NursingCAS in
anticipation of the 2024-2025 cycle



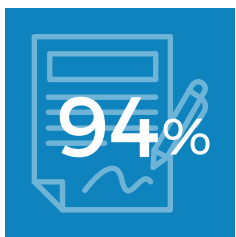
Visit the **Dashboard Forms** page to submit items
(login required).



Configuration Trends

What features are NursingCAS member schools using?

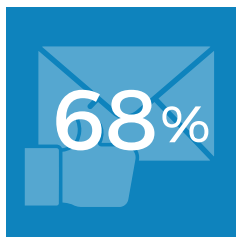
The NursingCAS application is divided into four sections. The first three contain data elements and questions common across all participating programs, such as biographic information, colleges attended, and standardized test scores. The fourth section is specific to your program and can be customized via the **Configuration Portal**. The below figures reflect the 2024-2025 cycle use trends of the Configuration Portal's most prominent features.



of programs enabled
Documents
(CV/Resume, License(s), etc.)



of programs enabled
Prerequisites



of programs enabled
Evaluations



of programs enabled
Program-Level Questions

Transcripts & Coursework

7% of programs **did not require transcripts**

3% of programs **required Unofficial Transcripts**

of these programs, **50% did not require coursework entry**, and **50% required prerequisite entry**

90% of programs **required Official Transcripts**

of these programs **53% required all coursework** be entered, **15% required prerequisite entry**, and **32% did not require coursework entry**



Applicant Demographics

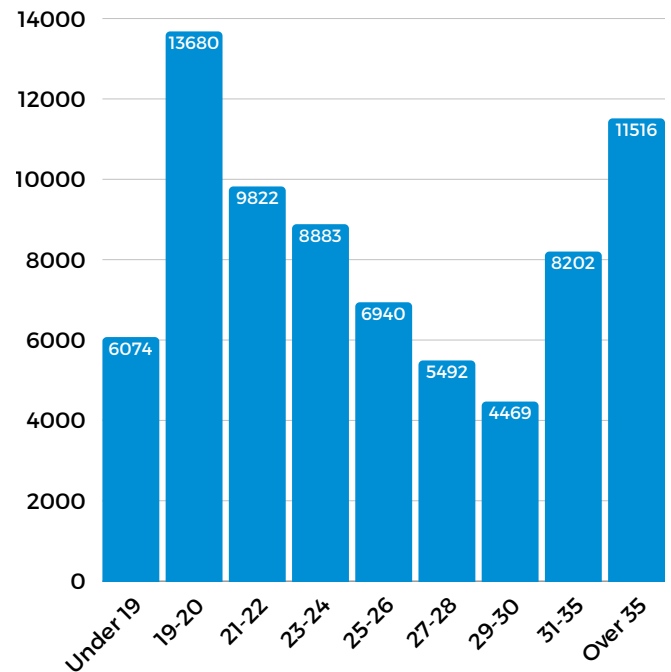


Applicant Age Distribution

Applicants in the 2024-2025 cycle broke down as follows:

- Under 19: **8%**
- 19-20: **18%**
- 21-22: **14%**
- 23-24: **12%**
- 25-26: **9%**
- 27-28: **7%**
- 29-30: **6%**
- 31-25: **11%**
- Over 35: **15%**

The **19-20 age bracket** saw the highest volume of applicants, followed by the over 35 bracket.



Applicant Race/Ethnicity

41%

White

22%

Hispanic

18%

Black/African-American

12%

Asian

4%

Two or more races

0.5%

American Indian or Alaskan Native

0.5%

Native Hawaiian or other Pacific Islander

2%

Did not report

In the 2024-2025 cycle, White students made up the highest percentage of applicants, followed by Hispanic applicants, Black/African-American applicants, and Asian applicants.

The total percentage of Black/African-American applicants and Hispanic applicants increased by 1% from the 2023-2024 cycle, while White applicants decreased by 2%.

Applicant Demographics

Citizenship

94%

of 2024-2025 cycle applicants are U.S. Citizens

Language

9%

of 2024-2025 cycle applicants speak English as a secondary language

First Generation

31%

of 2024-2025 cycle applicants identified as first-generation

Military Status

5.4%


of 2024-2025 cycle applicants are members of the U.S. Military*

*Includes military dependents

Economically Disadvantaged

20%

of 2024-2025 cycle applicants reported that their family met the criteria for economically disadvantaged



Applicant Gender

In the 2024-2025 cycle, applicant gender demographics reflected long-standing trends of a predominantly female discipline.

81 % Female

- **81% of applicants were female** - a decrease of 1% compared to the 2023-2024 cycle figures

18 % Male

- **18% of applicants were male** - an increase of 1% compared to the 2023-2024 cycle figures

1 % Declined to State

- **1% of applicants declined to state their gender** - consistent with the 2023-2024 cycle figures

NursingCAS Fee Waiver Utilization



100%

100% of NursingCAS Fee Waiver funding was utilized in the 2024-2025 cycle to support prospective nursing students. 940 fee waivers were provided to offset the cost of an applicant's first application.

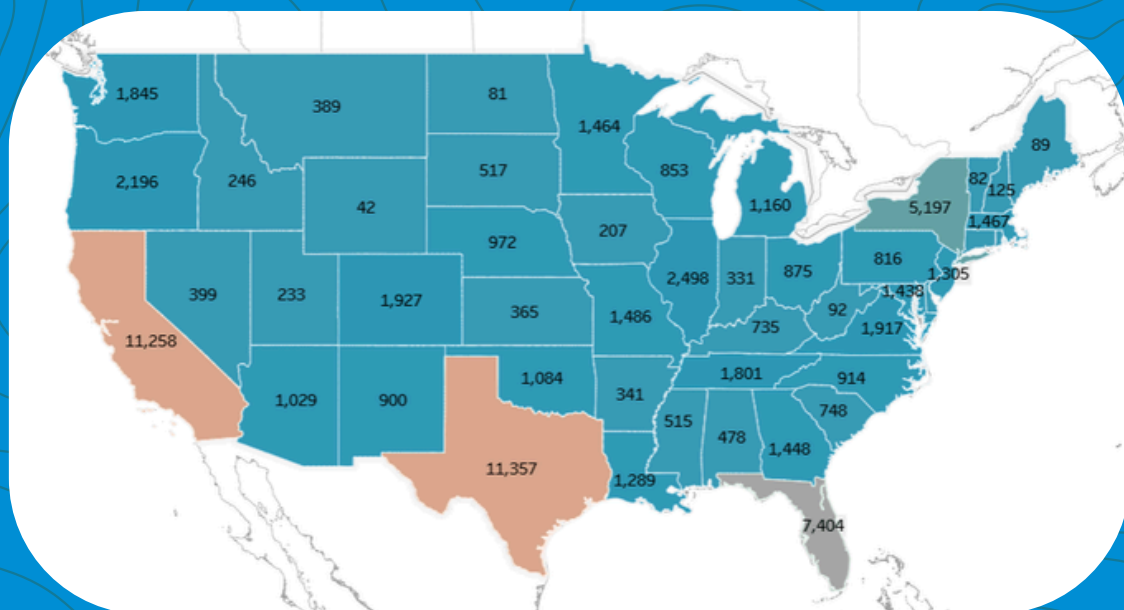
Fee Waivers were turned off in May 2025 after all available funding was exhausted. AACN provided \$60,000 in funding to support this initiative.

Applicant Data

Legal Residence

NursingCAS receives tens of thousands of applicants from across the globe. Below are some statistics on the geographic backgrounds of our 2024-2025 cycle applicants.

United States & U.S. Territory Applicants



Texas yielded the highest number of applicants in the 2024-2025 cycle, followed by California, Florida, New York, and Illinois. NursingCAS received applicants from all 50 U.S. States, the District of Columbia, Puerto Rico, Guam, the U.S. Virgin Islands, and the Northern Mariana Islands.



NursingCAS also received nearly **4,700** applicants from across **153** foreign countries. The countries with the greatest number of applicants in the 2024-2025 cycle were:

1. Nigeria
2. Mexico
3. The Philippines
4. Nepal
5. Ghana
6. Korea (Republic of)
7. China
8. Canada
9. India
10. Jamaica



American Association *of Colleges of Nursing*

The Voice of Academic Nursing

Thank you for your continued support of AACN's NursingCAS!

User Support

For product and technical assistance, contact WebAdMIT Support by email or phone. Please note the following:

 webadmitsupport@liaisonedu.com

 (857) 304-2020

- Hours of operation:
 - **Monday – Friday, 9:00 a.m. – 8:00 p.m. ET.**
- WebAdMIT Support typically provides responses to emails within two business days.
- To ensure that you receive all communications, add webadmitsupport@liaisonedu.com to your Safe Sender list.

Contact

American Association of Colleges of Nursing
655 K Street NW, Washington D.C. 20001
(202) 463-6930

www.nursingcas.org
nursingcas@aacnnursing.org