



American Association *of* Colleges *of* Nursing

*The Voice of Academic Nursing*

2023-2024

# NURSINGCAS

## DATA REPORT

# Table of Contents

## 2023-2024 Cycle Summary

Overview of participating schools, applicants, and applications

01

## Schools & Programs

Participating institutions and program numbers

02

## Participating School Data

Participation by state, accreditation status, and virtual fair participation

03

## School Engagement

Utilization of NursingCAS-provided resources

04

## Applicant Demographics

Applicant demographics (race/ethnicity, gender, age distribution, residency)

05

## User Support

Product and technical assistance

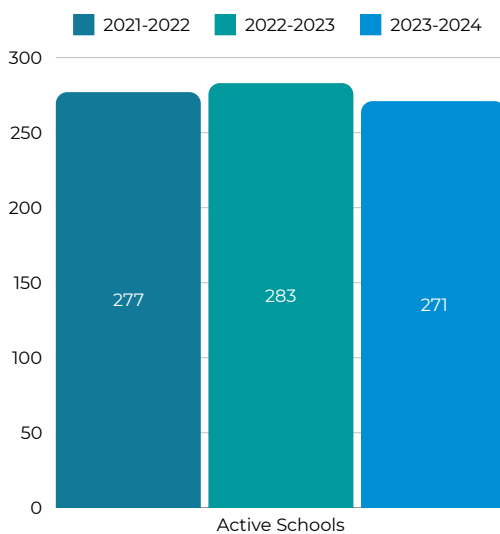
08

# 2023-2024 Cycle Summary

The NursingCAS Data Report provides an overview of key information and helps identify profession-wide trends within nursing admissions. This release marks the first annual report and focuses on the 2023-2024 cycle, which includes the following matriculation terms: Summer 2024, Fall 2024, Winter 2025, and Spring 2025.

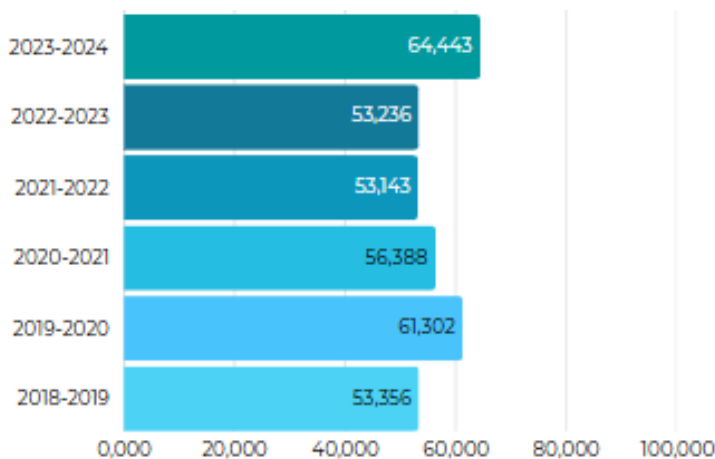
Applicant-related data only includes submitted applications received through the Nursing Centralized Application Services (NursingCAS).

## Participating Schools by Cycle

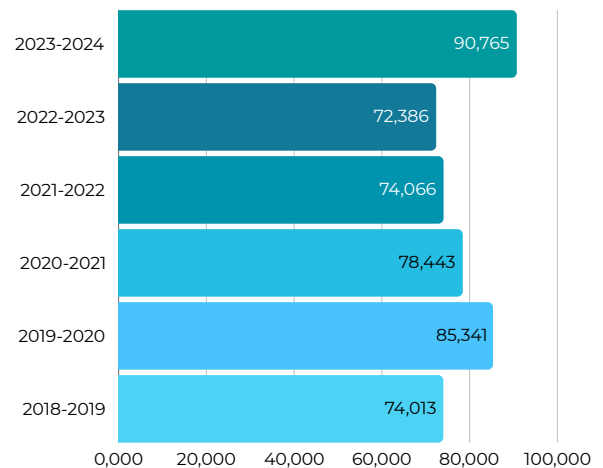


NursingCAS saw a **4% decrease** in **participating schools** (schools that successfully went live and accepted applicants) in the 2023-2024 cycle in the wake of implementing the exclusivity requirement. Despite the decrease in participating schools, the number of submitted applicants and submitted applications increased, exceeding pre-pandemic numbers.

## Applicants



## Applications



Compared to the 2022-2023 cycle, **submitted applicants increased by 21%** and **submitted applications increased by 25%**. With 64,443 applicants and 90,765 submitted applications, this has been **the most successful NursingCAS cycle to date!**

# Schools & Programs

AACN's NursingCAS continues to expand. In the 2023-2024 cycle, 31 new schools joined the NursingCAS community. AACN is committed to having full participation of nursing schools in NursingCAS to provide discipline-wide data on enrollment trends.



**271**

Total Schools

**271 institutions**

accepted applicants through NursingCAS in the 2023-2024 cycle.

**31**

New Schools

**31 new institutions**

joined NursingCAS in the 2023-2024 cycle, reaching thousands of prospective applicants.

**2,434**  
Programs

**2,434 nursing programs** accepted applicants through NursingCAS in the 2023-2024 cycle.

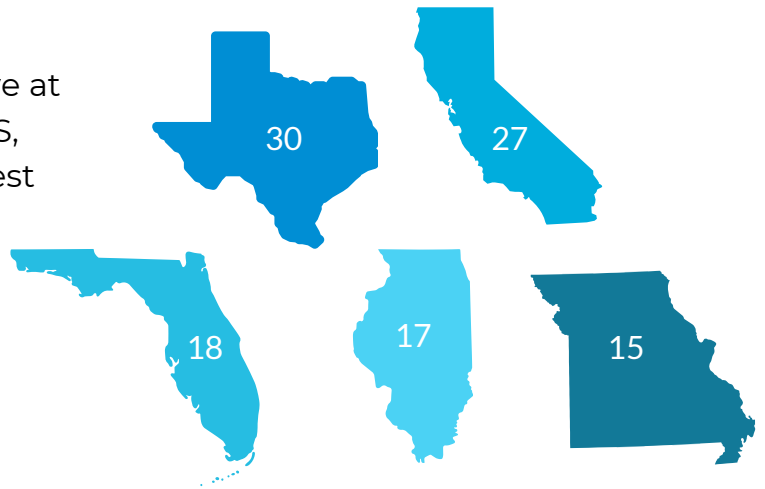
Does your institution have nursing programs that aren't currently in NursingCAS? Contact our team to add them to the application and reach our national pool of 160,000+ applicants.

# Participating School Data

## Participation by State

**49 states and the District of Columbia** have at least one school participating in NursingCAS, with the following states boasting the highest number of participating schools:

- Texas (30 schools)
- California (27 schools)
- Florida (18 schools)
- Illinois (17 schools)
- Missouri (15 schools)



## Accreditation

In the 2023-2024 NursingCAS cycle, the accreditation status of participating schools broke down as follows (note that schools can receive accreditation from multiple accrediting bodies):

**84%** CCNE-Accredited  
or seeking accreditation

**24%** COA-Accredited  
or pre-accredited

**13%** ACEN-Accredited  
or holding candidacy

**6%** ACME-Accredited

**2%** CNEA-Accredited  
or pre-accredited

## NursingCAS Virtual Fair

**86 schools** (32% of NursingCAS schools) participated in the 2023 Discover Nursing School Virtual Fair. This live, online event is exclusive to NursingCAS schools and allows programs to meet with prospective students in their own personalized chat rooms. Schools engaged with 2,269 student registrants (a 48% increase from the previous year), representing 48 states and 43 countries.

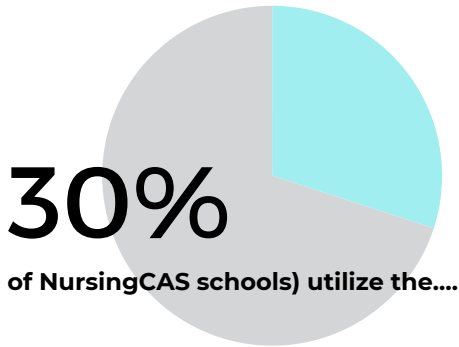




# School Engagement

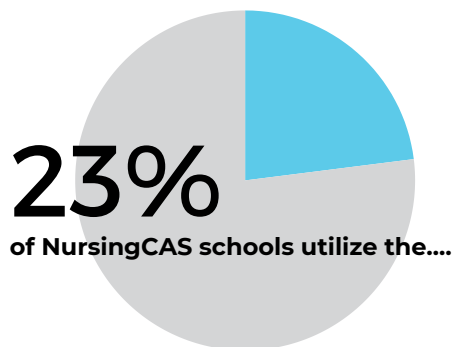
## Does your team utilize the resources that NursingCAS offers?

NursingCAS offers a wide variety of resources for member schools to engage with potential applicants, but not all schools take advantage of them. Learn more about these tools and make sure that your team benefits from them.



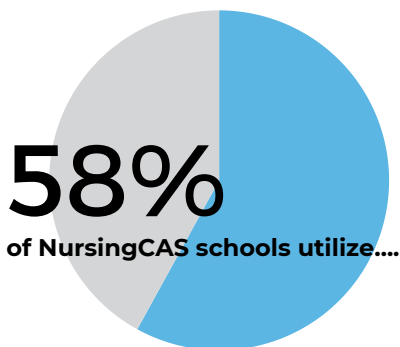
### NursingCAS Applicant Newsletter

**80 schools** (30% of NursingCAS schools) made **382 submissions** to the [NursingCAS Applicant Newsletter](#) in the 2023-2024 cycle. This monthly publication allows schools to advertise open seats, deadline extensions, and new programs to the NursingCAS applicant pool.



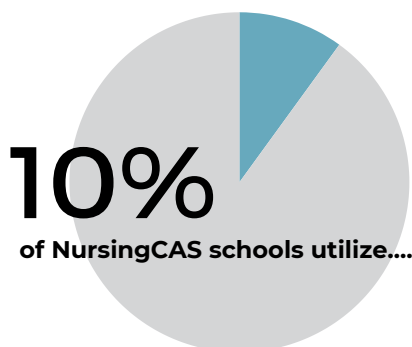
### Applicant Events Calendar

**63 schools** (23% of NursingCAS schools) made **738 submissions** to the [NursingCAS Applicant Events Calendar](#) in the 2023-2024 cycle. This tool allows schools to advertise student information sessions, virtual fairs, open houses, and other recruitment events to the NursingCAS applicant pool.



### Analytics by Liaison

**157 schools** (58% of NursingCAS schools) use [Analytics by Liaison](#), a Tableau-based dashboard that pulls data from NursingCAS and allows programs to track year-over-year data points with accompanying infographics.



### Echo Targeting

**28 schools** (10% of NursingCAS schools) use [Echo Targeting](#), a digital banner advertising tool that allows member schools to exclusively reach NursingCAS students while they surf the internet.

# Applicant Demographics

## Citizenship

**94%**

of applicants are  
U.S. Citizens

## Language

**8.7%**

of applicants  
speak English as a  
second language

## Military Status

**3.7%**

of applicants are  
members of the  
U.S. military

## Applicant Race/Ethnicity

**0.5%**

American Indian or  
Alaskan Native

**12%**

Asian

**17%**

Black or African-  
American

**21%**

Hispanic

**43%**

White

**4%**

Two or more races

**4%**

Did not report their  
race/ethnicity

In the 2023-2024 cycle, White students made up the highest percentage of applicants (43% of total applicants), followed by Hispanic (21%), Black/African-American (17%), and Asian applicants (12%).

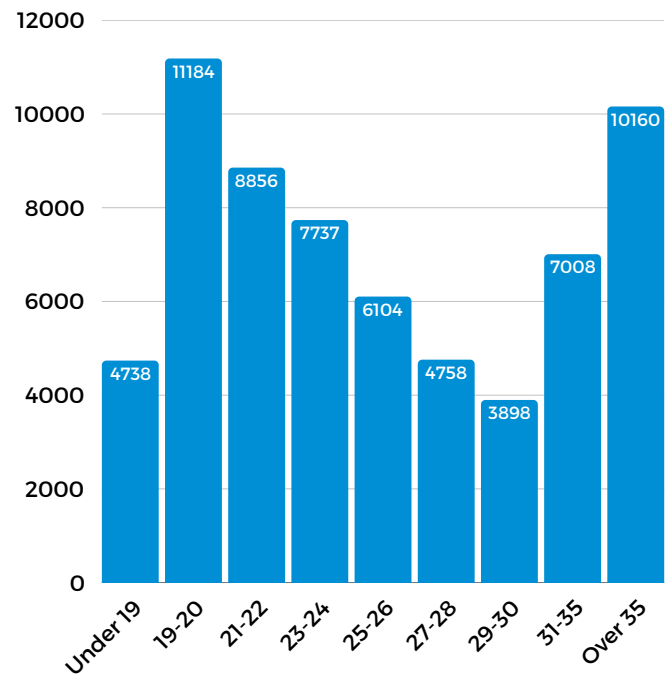
The total percentage of Black/African-American applicants increased by 1% from the 2022-2023 cycle, while White applicants decreased by the same amount.

# Applicant Age Distribution

Applicants in the 2023-2024 cycle broke down along the following lines:

- Under 19: **7.4%**
- 19-20: **17.4%**
- 21-22: **7.2%**
- 23-24: **6.5%**
- 25-26: **6.4%**
- 27-28: **7.4%**
- 29-30: **6.0%**
- 31-35: **10.9%**
- Over 35: **15.8%**

The **19-20 age bracket** saw the **highest volume of applicants**, followed by the **over 35 bracket**.



**82%** Female

**17%** Male

**1%** Declined to State

## Applicant Gender

In the 2023-2024 cycle, applicant gender demographics reflected long-standing trends of a predominantly female discipline.

- **82% of applicants were female** - a decrease of 1% compared to the 2022-2023 cycle figures.
- **17% of applicants were male** - no change from the 2022-2023 cycle figures.
- **1% of applicants declined to state their gender** - a fraction of a percent increase from the 2022-2023 cycle figures.

## NursingCAS Fee Waiver Utilization

**100%**

**100% of NursingCAS Fee Waiver funding** was utilized in the 2023-2024 cycle to support prospective nursing students. 1,063 fee waivers were provided to offset the cost of an applicant's first application.

Fee Waivers were turned off in February 2024 after all available funding was exhausted. AACN provided more than \$60,000 in waivers to support this NursingCAS initiative.

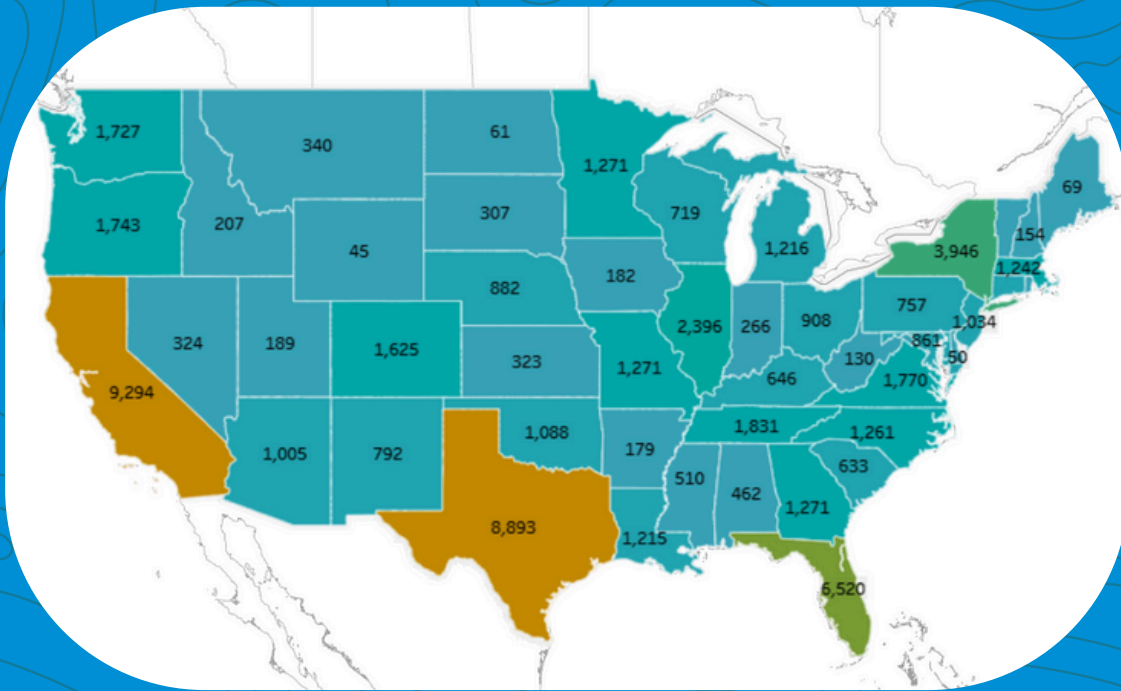


# Applicant Data

## Legal Residence

NursingCAS receives tens of thousands of applicants from across the globe. Below are some statistics on the demographic backgrounds of our 2023-2024 cycle applicants.

### United States & U.S. Territory Applicants



California yielded the highest number of applicants in the 2023-2024 cycle, followed by Texas, Florida, New York, and Illinois. NursingCAS received applicants from all 50 U.S. states, the District of Columbia, Puerto Rico, Guam, the U.S. Virgin Islands, and the Northern Mariana Islands.



NursingCAS also received nearly 3,800 applicants from across 155 foreign countries. The countries with the greatest number of applicants in the 2023-2024 cycle were:

1. Nigeria
2. Mexico
3. The Philippines
4. Ghana
5. India
6. Korea (Republic of)
7. China
8. Canada
9. Nepal
10. Jamaica

# Thank you for your continued support of AACN's NursingCAS!



American Association of Colleges of Nursing

*The Voice of Academic Nursing*

## User Support

For product and technical assistance, contact WebAdMIT Support by email or phone. Please note the following:



[webadmitsupport@liaisonedu.com](mailto:webadmitsupport@liaisonedu.com)



(857) 304-2020

- Hours of operation:
  - **Monday – Friday, 9:00 a.m. – 8:00 p.m. ET**
- WebAdMIT Support typically provides responses to emails within two business days.
- To ensure that you receive all communications, add [webadmitsupport@liaisonedu.com](mailto:webadmitsupport@liaisonedu.com) to your Safe Sender list.

---

## Contact

American Association of Colleges of Nursing  
655 K Street NW, Washington D.C. 20001  
(202) 463-6930

[www.nursingcas.org](http://www.nursingcas.org)  
[nursingcas@aacnnursing.org](mailto:nursingcas@aacnnursing.org)